

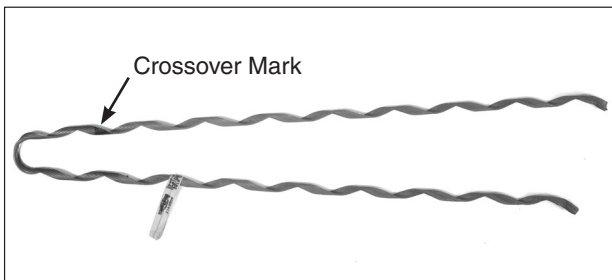


# C-Rural Dead-end


## FOR ONE-PAIR AERIAL DISTRIBUTION WIRE (C-RURAL)

Be sure to read and completely understand this procedure before applying product. Be sure to select the proper PREFORMED™ product before application.

**Step #1** Below is a dead-end as received by lineman in the field. The attached Identification Flag provides all catalog information. Crossover marks aid in application and identification.



**Step #2** Make certain that the flat side of the wire is parallel to the legs of the dead-end. Apply short leg first by placing crossover mark on the wire and rotating leg out and away from the wire. Apply only two or three pitch lengths.




**Step #3** Match crossover mark and apply second leg.

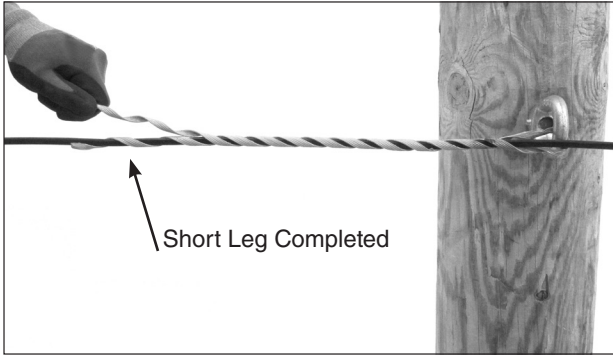
**NOTE:** Gap between legs should be evenly spaced for best results.



**Step #4** Apply both legs by pulling out and away from wire.



**Step #5** Complete the application of short leg first.



**Step #6** Completed application, below.



**NOTE:** C-Rural Dead-ends are specifically designed for use with high density polyethylene coated wire.

#### **SAFETY CONSIDERATIONS**

This application procedure is not intended to supersede any company construction or safety standards. This procedure is offered only to illustrate safe application for the individual.

**FAILURE TO FOLLOW THESE PROCEDURES MAY RESULT IN PERSONAL INJURY OR DEATH.**

This product is intended for a single (one-time) use and for the specified application. **DO NOT REUSE OR MODIFY THIS PRODUCT UNDER ANY CIRCUMSTANCES.**

This product is intended for use by trained technicians only. **This product should not be used by anyone who is not familiar with, and trained in the use of it.**

When working in the area of energized lines with this product, extra care should be taken to prevent accidental electrical contact.

For proper performance and personal safety, be sure to select the proper size PREFORMED™ product before application.

PREFORMED products are precision devices. To insure proper performance, they should be stored in cartons under cover and handled carefully.



# **PREFORMED** LINE PRODUCTS

P.O. Box 91129, Cleveland, Ohio 44101 • 440.461.5200 • [www.preformed.com](http://www.preformed.com) • e-mail: [inquiries@preformed.com](mailto:inquiries@preformed.com)

SP2148-1