



**PREFORMED** LINE PRODUCTS

**Section 8 – FIBERLIGN® Hardware for Aerial FTTP Applications**

Table of Contents	Page
<b>FIBERLIGN Products for ADSS Applications</b>	
FIBERLIGN ADSS Drop Cable Dead-end .....	8-3
FIBERLIGN Midspan Drop .....	8-5
FIBERLIGN Lite Support.....	8-6
FIBERLIGN Tangent Support .....	8-7
<b>FIBERLIGN Products for Figure 8 Drop Cable Applications</b>	
FIBERLIGN Figure 8 Drop Cable Dead-end .....	8-9
FIBERLIGN Lite Support.....	8-10
FIBERLIGN Tangent Support .....	8-11



# FIBERLIGN® Products for ADSS Applications

---

## GENERAL INFORMATION

All Dielectric Self Supporting (ADSS) cables designed for the last mile are relatively small and have very low load requirements for pole-to-pole distribution and pole-to-premise service drops. Distribution span lengths are typically less than 300' and service drops are typically less than 150'. ADSS type drop cables are supported with non-metallic strength members and protected by an outer plastic sheath. This section covers attachment hardware products for ADSS cables followed by similar products for Figure 8 cables.

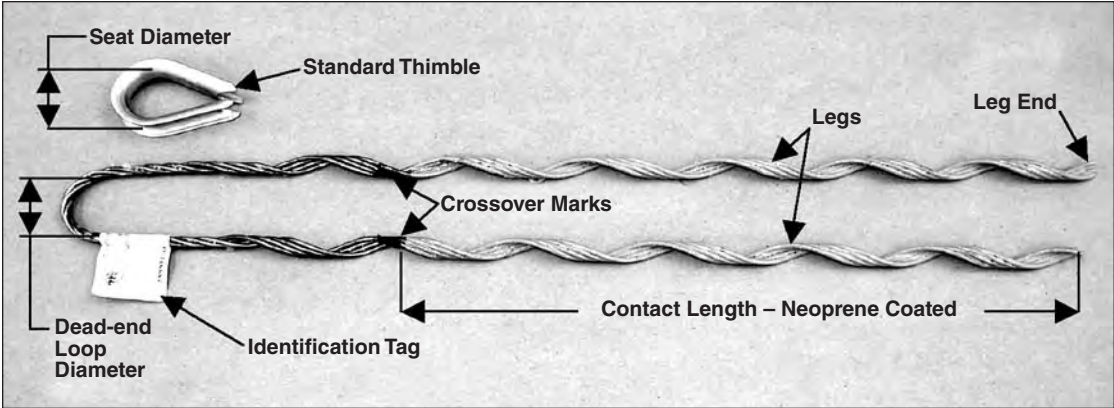
ADSS Drop cables are available in round and flat profile construction. FIBERLIGN® Products for ADSS are designed for both round and flat profile cables.

FIBERLIGN Products for ADSS include:

- FIBERLIGN ADSS Drop Cable Dead-end
- FIBERLIGN Midspan Drop
- FIBERLIGN Lite Support
- FIBERLIGN Tangent Support

# FIBERLIGN® Products for ADSS Applications

## FIBERLIGN® ADSS Drop Cable Dead-end



### Formed Wire Design

Classified as a formed wire design, The FIBERLIGN® ADSS Drop Cable Dead-end is able to secure the soft pliable surface of a drop cable without causing attenuation. Unlike wedge type dead-ends, the formed wire dead-end effectively transfers the axial load on the cable at the end of the dead-end legs to a low uniform radial compression near the dead end loop. This transition of force is distributed over the length of the product thus allowing secure holding capability with minimized pressure on the cable or messenger.

It was determined through testing that traditional wedge clamps used on copper communications cables can cause fiber attenuation on ADSS drop cables due to concentrated loads from high localized pressure. In addition, the single wire bail of the wedge clamp has much less strength than the multi-wire loop section of the formed wire design. The FIBERLIGN® ADSS Drop Cable Dead-end is applied directly to the pliable surface of the cable without damage to the jacket or fiber signal. The corrosion resistant aluminum alloy dead-ends are neoprene coated to provide a compatible interface with the polyethylene cable jacket.

### Drop Cable System Characteristics:


Due to the variety of cable designs from various manufacturers, the holding capabilities of drop cable dead-ends will vary as well. The following characteristics are presented for a general idea of the typical requirements for a drop cable application (see Caution Statement below).

- Distribution Max Span Length Approx 300' (91 m)
- Service Drop Max Span Length Approx. 200' (61 m)
- Installation Load Approx. 70# to 100# (311 to 444 N)
- Loaded Tension Approx. 200# to 500# (890 to 2220N)

**Caution:** Contact the cable manufacturer for specific cable capabilities to determine proper sag and tension levels for your system.

### Attachment Fittings:

The loop of the FIBERLIGN ADSS Drop Cable Dead-end will fit over a minimum diameter of 1.0" (25 mm) and a maximum diameter of 1-5/8" (41 mm). The dead-end is designed to fit over common guy wire dead-end pole fittings. Thimbles can be used for fittings that may cause high stress in the loop of the dead-end. PLP offers a 1/2" standard thimble P/N 00065474. Optimal fittings provide proper loop support without a thimble.






# FIBERLIGN® Products for ADSS Applications

## FIBERLIGN® ADSS Drop Cable Dead-end continued

### ORDERING INSTRUCTIONS

- FIBERLIGN ADSS Drop Cable Dead-end (Round profile) – Select the appropriate FIBERLIGN ADSS Drop cable Dead-end based on the cable diameter – the first catalog table in this section lists the range for each dead-end. If your cable does not fall within any of the published ranges, please contact the PLP for further assistance. Add Suffix code “T” to receive a 1/2" Galvanized Steel Standard Thimble with the dead-end.
- FIBERLIGN ADSS Drop Cable Dead-end (Flat profile) – FIBERLIGN ADSS Drop Cable dead-ends are listed for the appropriate flat cable design. If your cable does not fall within any of the published ranges, please contact PLP for part number and further assistance. Add Suffix code “T” to receive a 1/2" Galvanized Steel Standard Thimble with the dead-end.




FIBERLIGN® ADSS Drop Cable Dead-ends – Round Profile						
ADSS Drop Dead-end Catalog Number <sup>1</sup>	Cable Diameter Range <sup>2</sup>		Color Code	Length Inches	Units	Wt./Lbs.
	Inches	mm			Per Carton	
288811285	0.251-0.260	6.4-6.6	Red	18	100	10
288811337	0.301-0.310	7.6-7.9	Red	22	100	18
288811350	0.321-0.330	8.2-8.4	Black	23	100	20
288811274	0.351-0.360	8.9-9.1	Black	24	100	21
288811269	0.361-0.370	9.2-9.4	Black	22	100	18
288811353	0.371-0.380	9.4-9.6	Yellow	27	100	27

FIBERLIGN® ADSS Drop Cable Dead-ends – Flat Profile						
ADSS Drop Dead-end Catalog Number <sup>1</sup>	Flat Cable Information <sup>2</sup>		Color Code	Length Inches	Units	Wt./Lbs.
	Dimension <sup>3</sup> L x W inches (mm)	Manufacturing			Per Carton	
288811353	.330 x .172 (8.3 x 4.3)	Corning	Yellow	27	100	27
	.310 x .170 (7.8 x 4.3)	OFS				
	.330 x .20 (8.5 x 5.0)	Prysmian				
288811352	.31 x .15 (7.9 x 3.81)	DRAKA (6 fiber)	Red	22	100	23
288812284	.410 x .200 (10.4 x 5.1)	DRAKA (12 fiber)	Orange	27	100	27

1 Add suffix code “T” to dead-end catalog number to receive P/N 00065474 Thimble. P/N 00065474 is a 1/2" standard thimble - weight is 0.12 lbs. each.  
 2 Contact PLP for cable applications not shown  
 3 Dimensions L x W represent Length x Width of the Flat Cable Cross-section.

# FIBERLIGN® Products for ADSS Applications

## FIBERLIGN® ADSS Midspan Drop



### NOMENCLATURE

- 1. Midspan Connector
- 2. Structural Reinforcing Rods
- 3. Thimble

### APPLICATION

If direct attachment from the pole to the premise is obstructed or restricted for clearance reasons, it may be beneficial to re-direct cable drops from mid-span. The FIBERLIGN® ADSS Midspan Drop (FAMD) can be applied anywhere along the backbone cable. The ADSS Backbone cable must be strong enough to endure the system side-load requirements. The FAMD can be loaded to 500# maximum perpendicular load.

The Structural Reinforcing Rods (SRR) protect the ADSS branch cable from excessive bending and allow side-loads without fiber attenuation. The Midspan Connector is installed over the SRR and provides the loop attachment point. A durable PVC thimble reinforces the loop area of the FAMD and provides proper loop support for the joining drop cable dead-ends. No tools are required for installation.

### CAPABILITIES

- Connect up to two Cable Drops
- Supports FIBERLIGN® Drop Cable Dead-ends
- Maximum Perpendicular Load 500#

### ORDERING INSTRUCTIONS

Select the appropriate FAMD based on the ADSS Branch Cable diameter.


ADSS Midspan Drop			
Catalog Number	Cable Range		Color Code
	Inches	mm	
3800005	.350-.399	8.9-10.1	White
3800006	.400-.450	10.2-11.4	Red
3800007	.451-.509	11.5-12.9	Black
3800008	.510-.575	13.0-14.6	Blue
3800009	.576-.649	14.7-16.5	Orange
3800010	.650-.730	16.6-18.5	Green
3800011	.731-.820	18.6-20.8	Brown
3800012	.821-.920	20.9-23.4	Yellow
3800013	.921-1.007	23.5-25.6	Purple

Overall Length = 27 inches, 685 mm.  
Thimble Catalog Number 00070253



# FIBERLIGN® Products for ADSS Applications

## FIBERLIGN® Lite Support for ADSS Drop Cables



### APPLICATION

As referenced in Section 6 of this catalog, the FIBERLIGN® Lite Support (FLS) sizes were expanded to accommodate drop cables. For service drops, the FLS can provide a solution for intermediate pole locations. The FLS is the perfect product for distribution of multiple drop cables in an FTTP system as each FLS can support two cables and the FLS has stackable housings. One 5/8" double arming bolt or through bolt can secure stacked FLS units within the same pole space. This keeps cables neatly secured to the pole.

### ORDERING INSTRUCTIONS

- FIBERLIGN Lite SUPPORT (round profile) – Select the appropriate FIBERLIGN ADSS Lite Support based on the cable diameter. For sizes not listed, a table of complete sizes can be found in section 6. Add Suffix code "H2" to receive the banding hardware kit.
- FIBERLIGN Lite SUPPORT (flat profile) – for sizes from (.14" x .28") to (.18" x .44") use Catalog No. 4800107. Metric (3.5mm x 7.1 mm) to (4.5mm x 11.2mm).

### CAPABILITIES

- Accepts round and flat profile ADSS drop cables
- Span lengths up to 300' nesc heavy
- Line angles up to 20 degrees
- Multi-cable options
- Two cables per housing
- Unbalanced load up to 130 lbs.  
Depending on cable diameter.
- Stackable housings for 4 or more cables

Catalog Number	Insert Size	Cable Diameter Range <sup>1</sup>			
		Min. (in)	Max. (in)	Min. (mm)	Max. (mm)
4800107	SMALL	0.250	0.280	6.35	7.12
4800109		0.305	0.375	7.74	9.53
480011817	LARGE	0.250	0.280	6.35	7.12
480011818		0.281	0.304	7.13	7.73
480011819		0.305	0.375	7.74	9.53
480011820	DUAL (Small & Large)	0.250	0.280	6.35	7.12
480011821		0.281	0.304	7.13	7.73
480011822		0.305	0.375	7.74	9.53

<sup>1</sup> Round Profile Cable Diameter Range. Flat cables use Catalog No. 4800107. Sizes up to .700" for the Small Insert and 1.029" for the Large Insert can be found in the earlier section. Add Suffix Code H2 for banding hardware kit that includes Retaining bolt, washer and lock washer.

# FIBERLIGN® Products for ADSS Applications

## FIBERLIGN® TANGENT Support for ADSS Drop Cables



### APPLICATION

The FIBERLIGN® Tangent Support (FTS) offers another method of supporting ADSS Drop Cables with excellent unbalance load capability and bend relief support. This product is designed to connect directly to J-hooks for a economical alternative. One FTS can reduce pole clutter by replacing two dead-end and j-hook connections.

For multi-cable attachments, a long loop version of the FTS can be provided. This will allow two vertically spaced cables to suspend from the same j-hook.

### CAPABILITIES

- Accepts round and flat profile ADSS drop cables
- Span lengths up to 300' NESC heavy
- Line angles up to 20 degrees
- Multi-cable options
- Short loop design standard
- Long loop design for multi-cable
- Unbalanced load
- 100 To 200 lbs. Depending on cable dia.

### FEATURES AND MATERIALS

- Corrosion Resistant Materials
- Relieved Rod ends – safe against cable jacket
- Elastomer Coating for soft pliable interface

### ORDERING INSTRUCTIONS

- FIBERLIGN Tangent Support (Round profile) – Select the appropriate FIBERLIGN Tangent Support based on the cable diameter. Contact PLP technical support for sizes not listed.
- FIBERLIGN Tangent Support (Flat profile) – Select the appropriate FIBERLIGN Tangent Support based on the Cable information referenced. Contact PLP technical support for sizes not listed.

FIBERLIGN® Tangent Supports for Round Cable Profile							
Catalog Number	Cable Range (inches)		Cable Range (mm)		Color Code	Overall Length (inches)	Overall Length (mm)
6126001	.251	.260	6.4	6.6	Red	18	457
6126002	.261	.270	6.7	6.9	Blue	19	483
6126003	.271	.280	6.8	7.1	Green	19	483
6126004	.281	.290	7.2	7.4	None	20	508
6126005	.291	.300	7.5	7.6	Pink	20	508
6126006	.301	.310	7.7	7.9	Yellow	20	508
6126007	.311	.320	8.0	8.1	Orange	20	508
6126008	.321	.330	8.3	8.4	Red	23	584
6126009	.331	.341	8.5	8.7	Blue	23	584
6126010	.342	.350	8.8	8.9	Green	24	610
6126011	.351	.360	9.0	9.1	None	25	635
6126012	.361	.370	9.2	9.4	Pink	26	660
6126013	.371	.380	9.5	9.7	Yellow	27	686
6126014	.381	.390	9.8	9.9	Orange	27	686
6126015	.391	.400	9.9	10.2	Red	27	686

FIBERLIGN® Tangent Supports for Flat Cable Profile						
Catalog Number	Flat Cable Information Cable Range (mm)		Mfg.	Color Code	Overall Length (inches)	Overall Length (mm)
	Dimension LxW inches (mm)					
6126009	.31 x .15 (7.8 x 3.7)		DRAKA	Blue	23	584
6126010	.31 x .17 (7.8 x 4.3)		OFS	Green	24	610
6126012	.33 x .17 (8.5 x 4.3)		Corning	Purple	26	660
6126013	.33 x .20 (8.5 x 5.0)		Prysmian	Yellow	27	686
612612245	.410 x .200 (10.4 x 5.1)		DRAKA	Yellow	27	686
612612245	.460 x .195 (11.7 x 4.9)		REMEE	Yellow	27	686



# FIBERLIGN<sup>®</sup> Products for Figure 8 Drop Cable Applications

---

## GENERAL INFORMATION

Figure 8 cables designed for the last mile are relatively small and have very low load requirements for pole-to-pole distribution and pole-to-premise service drops. Distribution span lengths are typically less than 300' and service drops are typically less than 150'. Figure 8 type drop cables are typically supported with metallic strength members and protected by an outer plastic sheath. A web joins the messenger component to the fiber optic component. This section covers attachment hardware products for Figure 8 Drop cables.

Messenger materials vary from galvanized steel to stainless steel material.

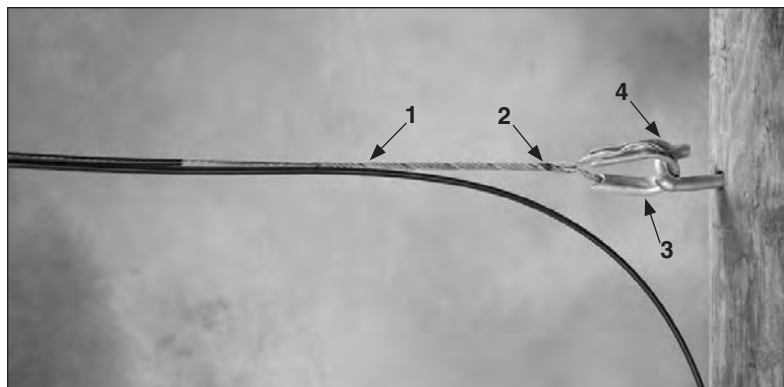
FIBERLIGN Products for Figure 8 include:

- FIBERLIGN<sup>®</sup> Drop Cable Dead-end
- FIBERLIGN<sup>®</sup> Lite Support
- FIBERLIGN<sup>®</sup> Tangent Support



# FIBERLIGN® Products for Figure 8 Drop Cable Applications

## FIBERLIGN® Figure 8 Drop Cable Dead-end



### NOMENCLATURE

- 1. Dead-end
- 2. Crossover Mark
- 3. Thimble
- 4. Loop

### APPLICATION

The FIBERLIGN® FIGURE 8 Drop Cable Dead-end has high strength in a light-weight package. Simple to install, the dead-end is applied on the messenger component of the Figure 8 cable after separating the fiber component at the web.

Depending on the jacket adherence, the dead-end may be applied over the jacket or onto the bare messenger after the jacket is removed.

#### Materials:

FIBERLIGN FIGURE 8 Drop Cable dead-ends are made from corrosion resistant materials that match the messenger strand material.

#### Attachment Fittings:

The loop of the FIBERLIGN FIGURE 8 Drop Cable Dead-end will fit over a minimum diameter of 1.0" (25 mm) and a maximum diameter of 1-5/8" (41 mm). The dead-end is designed to fit over common guy wire dead-end pole fittings. Thimbles can be used for fittings that may cause high stress in the loop of the dead-end. PLP offers a 1/2" standard thimble P/N 00065474. Optimal fittings provide proper loop support without a thimble.

### ORDERING INSTRUCTIONS

Select the appropriate dead-end based on the cable diameter. If your cable does not fall within any of the published ranges, please contact the PLP for further assistance. Add Suffix code "T" to receive a 1/2" Galvanized Steel Standard Thimble with the dead-end.

FIBERLIGN® Figure 8 Drop Cable Dead-ends				
Catalog Number <sup>1</sup>	Cable Information <sup>2</sup>		Color Code	Length Inches
	Dimension <sup>3</sup> L x W in. (mm)	Mfg.		
699911619 <sup>4</sup>	.380 x .160 (9.6 x 4.1)	Corning	Yellow	13"
200811230	.300 x .170 (7.6 x 4.3)	Pirelli	Red	8"

1 Add suffix code "T" to dead-end catalog number to receive P/N 00065474 Thimble. P/N 00065474 is a 1/2" standard thimble – weight is 0.12 lbs. each.  
 2 Contact PLP for cable applications not shown  
 3 Dimensions L x W represent Length x Width of the Figure 8.  
 4 Apply over jacket

Thimble Required




Optimal Fittings – No Thimble Required





# FIBERLIGN® Products for Figure 8 Drop Cable Applications

## FIBERLIGN® Lite Support for FIGURE 8 Drop Cables



Lite Support with dual inserts showing figure 8 and round drop cables.

### APPLICATION

As referenced in Section 21 of this catalog, the FIBERLIGN® Lite Support (FLS) sizes were expanded to accommodate drop cables. For service drops, the FLS can provide a solution for intermediate pole locations. The FLS is the perfect product for distribution of multiple drop cables in an FTTP system as each FLS can support two cables and the FLS has stackable housings. One 5/8" double arming bolt or through bolt can secure stacked FLS units within the same pole space. This keeps cables neatly secured to the pole.

### CAPABILITIES

- Secures most figure 8 cable in soft one-piece insert.
- Span lengths up to 300' NESC heavy.
- Line angles up to 20 degrees.
- Two cables per housing.
- Stackable housings for 4 or more cables.

### ORDERING INSTRUCTIONS

Small and Large inserts are offered. A Dual insert kit is available as well. Most all available Figure 8 cables can be accommodated with the insert designs listed below.

Catalog Number	Insert Size	Cable Dimension			
		Min. L X W (in)	Max. L X W (in)	Min. L X W (mm)	Max. L X W (mm)
4800107	SMALL	.3 x .16	.44 x .18	7.6 x 4.1	11.2 x 4.6
480011817	LARGE	.3 x .16	.44 x .18	7.6 x 4.1	11.2 x 4.6
480011820	DUAL (Small & Large)	.3 x .16	.44 x .18	7.6 x 4.1	11.2 x 4.6

Add Suffix Code H2 for banding hardware kit that includes retaining bolt, washer and lock washer.

# FIBERLIGN® Products for Figure 8 Drop Cable Applications

## FIBERLIGN® Tangent Support for Figure 8 Drop Cables



### APPLICATION

The FIBERLIGN® Tangent Support (FTS) offers another method of supporting FIGURE 8 Drop Cables with excellent unbalance load capability and bend relief support. This product is designed to connect directly to J-hooks for an economical alternative. One FTS can reduce pole clutter by replacing two dead-end and J-hook connections.

For multi-cable attachments, a long loop version of the FTS can be provided. This will allow two vertically spaced cables to suspend from the same J-hook.

### CAPABILITIES

- Accepts figure 8 cable and flat profile ADSS drop cables
- Span lengths up to 300' NESC heavy
- Line angles up to 20 degrees
- Multi-cable options
- Short loop design standard
- Long loop design for multi-cable
- Unbalanced load
- 100 to 200 lbs. depending on cable diameter

### FEATURES AND MATERIALS

- HIGH Strength Stainless Steel
- Relieved Rod ends – safe against cable jacket
- Elastomer Coating for soft pliable interface

### ORDERING INSTRUCTIONS

Select the appropriate FIBERLIGN Tangent Support based on the cable diameter. Contact PLP technical support for sizes not listed.

FIBERLIGN® Tangent Supports for Figure 8 Cable				
Catalog Number	Cable Information Cable Range (mm)		Color Code	Overall Length inches (mm)
	Dimension LxW inches (mm)	Mfg.		
6126009	.300 x .170 (7.6 x 4.3)	Pirelli	Blue	23 (584)
6126015	.380 x .160 (9.6 x 4.1)	Corning	Red	27 (686)