




COYOTE® Defender



- Nomenclature:**
1. Mounting Frame
 2. Hex Head Self Tapping Screws, 5/16"x1" Long
 3. Adjustable Horizontal Bracket
 4. Hex Head Bolt, 5/8"-11x1.5" Long
 5. Door
 6. Vertical Mounting Bracket for Splice Cases
 7. Adapter Bracket for COYOTE Closures

GENERAL INFORMATION



The original COYOTE Defender provides added protection for most PLP splice enclosure products including the stainless steel COYOTE Splice Case up to 28" long, injection molded COYOTE® CLOSURES, and COYOTE® Dome Closures. The Mounting Frame comes assembled from the factory - Hinge Brackets and Vertical Bracket components are fastened with 5/16" x 1" long self tapping screws. The Hinge Brackets are positioned 19" apart to mount the 28" long COYOTE Splice Cases. All other Splice Case and Closures are accommodated with the Adjustable Horizontal Bracket. Two large Doors and the Mounting frame surround the closure or splice case and allow easy access for future maintenance or expansion. The frame can be installed first, followed by each door (Door Weight 38# each) thus reducing the chore of lifting a bulky steel unit – this makes the Lineman's task manageable and less hazardous.

If cable storage is necessary, the Defender mounting frame accepts the original FIBERLIGN® Crossarm Storage with Spool System. Slots provided near top and bottom of the frame allow the storage crossarms to slide into the frame and lock with self tapping screws.

MOUNTING OPTIONS: The COYOTE Defender can be mounted with through bolts, DA bolts, or banding. The frame will accept standard 5/8" through bolts and DA bolts. Use the mounting frame as a template to locate positions for drill through on wood pole structures. Double Arming bolts must not extend 1.5" beyond the Hinge Bracket surface to avoid splice case interference. Banding slots are provided in 6 positions along the frame. The band slots will accept up to 1.5" wide banding. For banding applications, 5/8" x 1.5" bolts are used to provide attachment to the mounting frame.

ORDERING INSTRUCTIONS

- 1) Select the COYOTE® Defender catalog kit number for the respective COYOTE Splice Case, COYOTE® Closure, or COYOTE® Dome application (see table of COYOTE® Defender catalog numbers and application). The Defender kits include the appropriate vertical mounting brackets to hang the respective splice case or closure.
- 2) Select Vertical Cable Storage Systems – If cable storage is required, simply order Catalog No. 8003569 for the double arm kit to fit into the frame. Other configurations may be selected from the Independent Crossarm and Spool System catalog table earlier in this section.

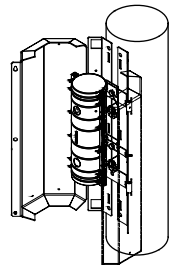
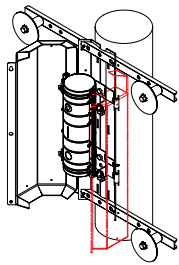
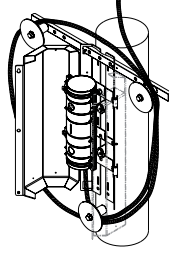


COYOTE® Defender

COYOTE Defender Catalog Numbers for Respective Splice Closure Application		
Catalog Number	Application	
	Type	Size (mm)
8003491	COYOTE Splice Case	6.5" x 22" (165 x 559)
8003491		6.5" x 28", 8" x 28", 9.5" x 28" (165 x 711, 203 x 711, 241 x 711)
8003492	COYOTE Closure	6" x 17" COYOTE PUP (152 x 432)
8003492		6" x 22", 8.5" x 22" (152 x 559, 216 x 559)"
800012162	COYOTE Dome Closure	6.5" x 17", 6.5" x 22"
800011916	COYOTE RUNT Closure	8.5" x 14.75"

Accessories:
 Vertical Cable Storage:
 Double Arm Configuration: Order 1 Ea. Catalog Number 8003569
 (See FIBERLIGN® Cable storage section for more assembly options)
Note: The Defender frame accepts the standard crossarm of vertical cable storage assemblies, 5/16" x 1" self tapping screws lock arms into place.

EXAMPLES

COYOTE Defender With and Without Vertical Cable Storage Accessories		
		
Basic Kit*	Kit With Double Arm Storage Assembly*	Kit With One Cable Storage Assembly and One Spool*
*Splice Case not included		